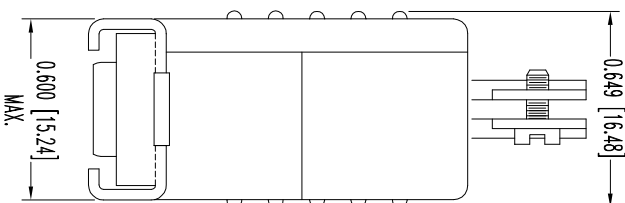
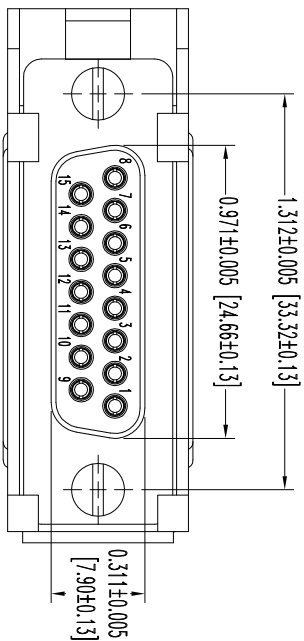
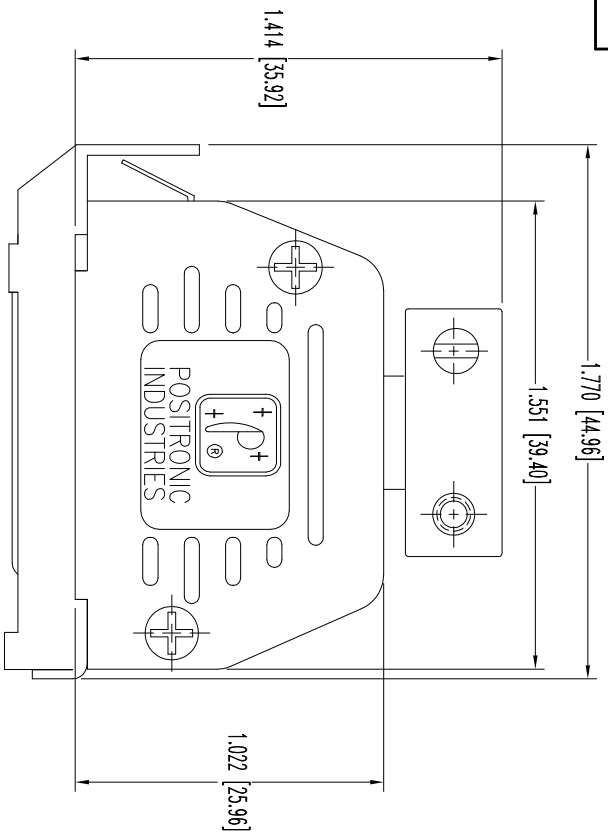


THIS DRAWING CONTAINS INFORMATION PROPRIETARY TO POSITRONIC AND ITS SUBSIDIARIES. POSITRONIC BELIEVES THE DATA ON THIS DRAWING TO BE RELIABLE. SINCE THE DESIGN OF THIS DRAWING IS GIVEN FREE OF CHARGE, THE USER ASSUMES ALL LIABILITY FOR ANY DAMAGE TO PERSON AND RISK. POSITRONIC ASSUMES NO RESPONSIBILITY FOR RESULTS OBTAINED OR DAMAGES INCURRED FROM USE OF SUCH INFORMATION IN WHOLE OR IN PART.



NOTES:

1. MATERIALS AND FINISHES:

- INSULATOR: NYLON RESIN, UL 94V-0, COLOR: BLACK.
- CONTACTS: PRECISION MACHINED HIGH TENSILE PHOSPHOR BRONZE, GOLD FLASH OVER NICKEL PLATE.
- SHELLS: STEEL, ZINC PLATE WITH CHROMATE SEAL.
- HOOD: GLASS FILLED NYLON, UL 94V-0, COLOR: BLACK.
- CABLE CLAMPS: STEEL WITH NICKEL PLATE.
- SCREWS: BRASS, ZINC PLATE WITH CHROMATE SEAL.
- LOCK ARM: STEEL WITH NICKEL PLATE.

2. ELECTRICAL CHARACTERISTICS:

- CONTACT CURRENT RATING: 7.5 AMPERES NOMINAL.
- INITIAL CONTACT RESISTANCE: 0.008 G OHMS MAX.
- INSULATOR RESISTANCE: 5 G OHMS.
- WORKING VOLTAGE: 300 V. rms

3. WORKING TEMPERATURE: -55°C TO +125°C

4. DIMENSIONS ARE IN INCHES [MILLIMETERS].

DATE	REV	REVISION RECORD	APP	DR	CK
10-28-09	NC	ECO 31677	RCW	BS	COLF

SK11095



POSITRONIC INDUSTRIES INC.
www.connectpositronic.com

FSCM 28198

DECIMAL TOL.	ANGULAR TOL.	SCALE	DRAWN BY
± 0.015 [0.38]	± 5°	N.T.S.	B SHELDON

TITLE	DRAWING NUMBER
MD SPRINGS	SK11095

DATE	REV.
10-28-09	NC